



VIDEO INSTRUCTION

All brands, product names, and logos are trademarks or registered trademarks of their respective companies. Please keep the packaging and all relevant information for future reference.

www.freewellgear.com
Customer service email: care@freewellgear.com


 **FREEWELL**

K2 VERSATILE MAGNETIC FILTER

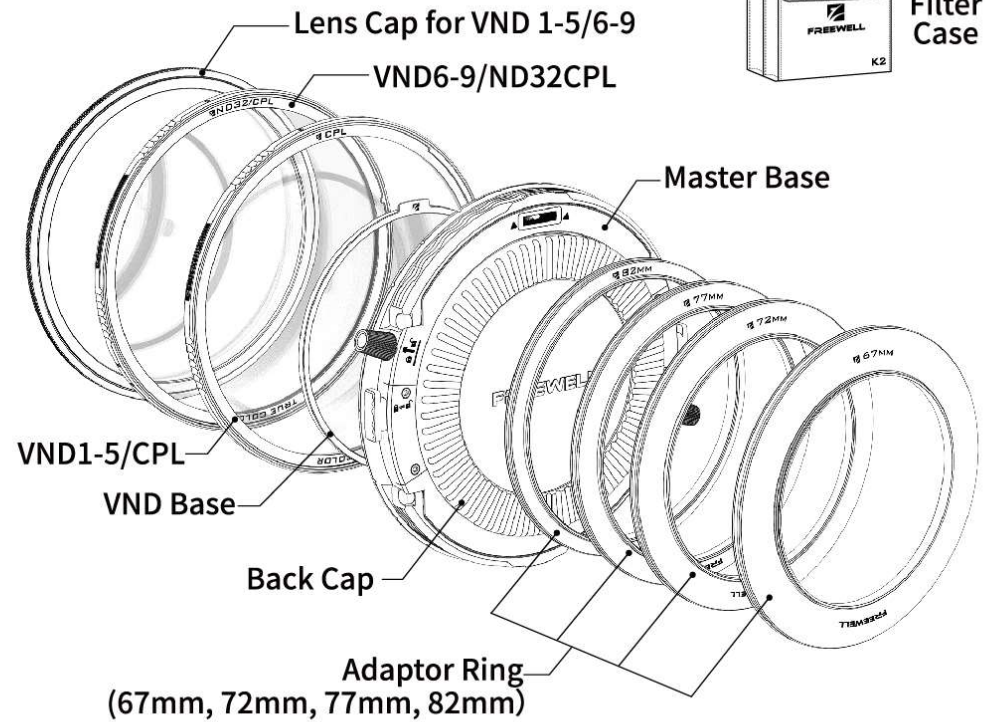
FW-K2

INTRODUCTION

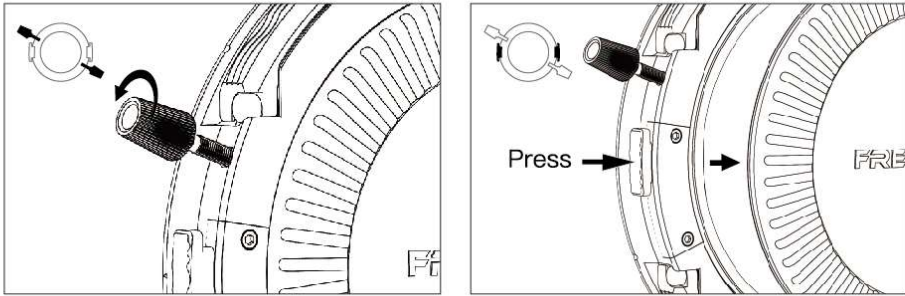
Meet Freewell K2 a Versatile & innovative filter system that offers a wide range of options for photographers and videographers. With the ability to easily switch between VND, GND, and STRAIGHT ND filters, this system provides maximum flexibility to capture the perfect shot to take your creative vision to the next level.



IN THE BOX



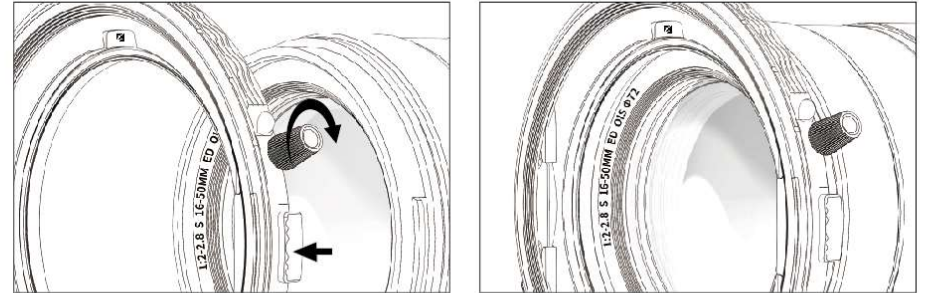

INSTALLATION



To begin, remove the back cap of the filter system by pressing the two quick release clamps and unscrewing the threads.



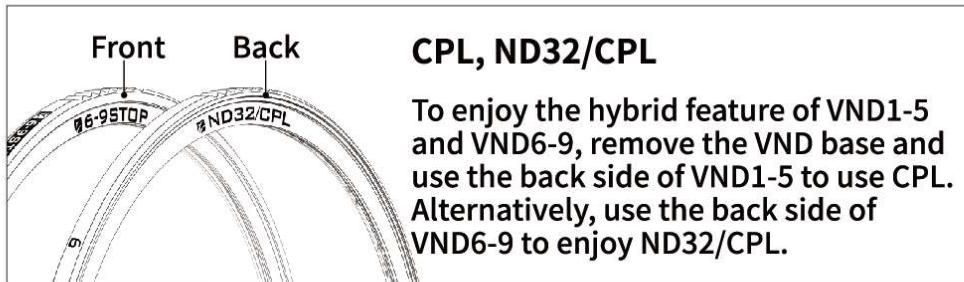
Thread the adaptor ring onto your lens based on your lens thread size.



Install the Master Base onto the adaptor ring by pressing the two quick release clamp and threading the screw to secure it in position.

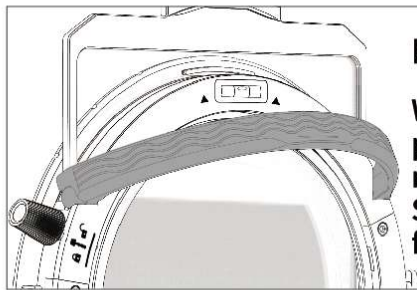
Install the VND Base onto the Master Base by aligning the notches & use VND1-5 or VND6-9 based on your need.





CPL, ND32/CPL

To enjoy the hybrid feature of VND1-5 and VND6-9, remove the VND base and use the back side of VND1-5 to use CPL. Alternatively, use the back side of VND6-9 to enjoy ND32/CPL.

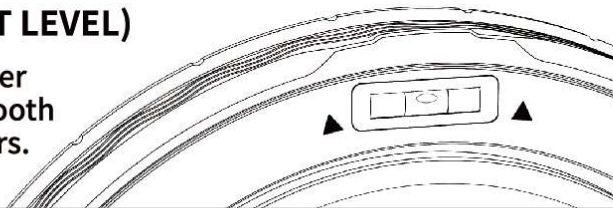


K2 ISLAND


While on the move, the Island slot provides the convenience of optional mounting filters such as GRADIENT, SNOW MIST, GLOW MIST, and STREAK filters, adding versatility to your shoot.

GRADIENTER (SPIRIT LEVEL)

The integrated gradienter tool guarantees the smooth installation of your filters.



IMPORTANCE OF USING A SQUARE GRADIENT FILTER



Gradient filters are generally used in landscape photography to balance the exposure of a bright sky and a darker foreground.

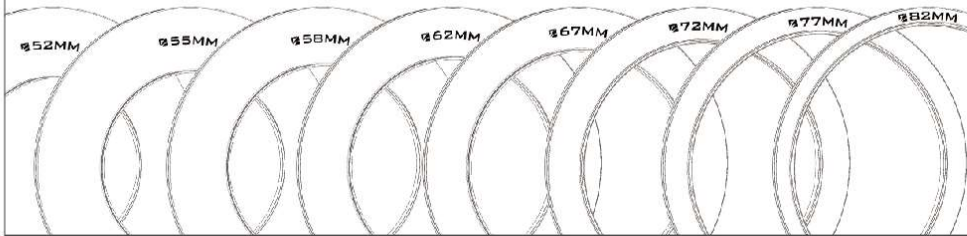
Square gradient filters are preferred over circular gradient filters because they allow the photographer to adjust the filter's position within the holder to match the horizon line, ensuring a smooth transition between the two areas of the image.

In contrast, circular gradient filters have a fixed position of the gradient line in the center, making it difficult to position the gradient line exactly where it's needed.

FUTUREPROOF

K2 is compatible with lenses with a filter diameter of up to 82mm with included adaptors for 67mm, 72mm, 77mm, and 82mm.

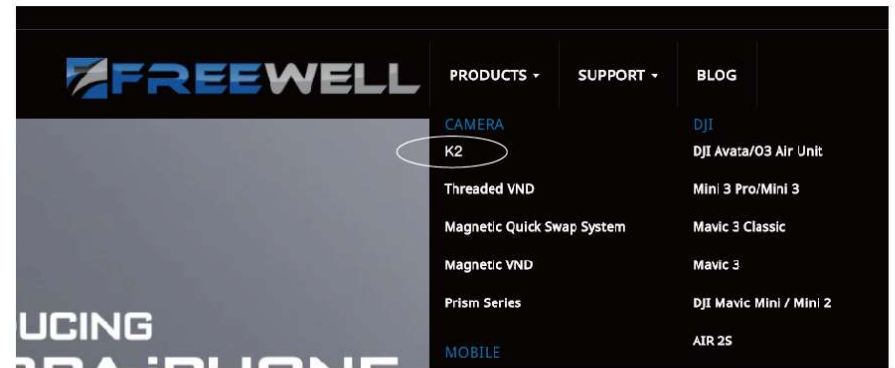
It also offers the option to purchase adaptors for filter diameters of 52mm, 55mm, 58mm, and 62mm.



TIPS:

1. After each use, clean the filters with an included microfiber cloth to remove any smudges or fingerprints.
2. Store the filters in the provided filter case to protect them from scratches and dust.
3. Do not expose the filters to extreme temperatures or humidity.

HOW TO FIND RELATED ACCESSORIES FOR K2 ON THE FREEWELL WEBSITE.



To view the K2 camera filter system and its related accessories, please visit our website <https://www.freewellgear.com>. On the homepage, click on "Products," then select "Camera," and choose "K2" from the list. Please ensure that you only select the related accessories from this page.