



VIDEO INSTRUCTION

All brands, product names, and logos are trademarks or registered trademarks of their respective companies. Please keep the packaging and all relevant information for future reference.

www.freewellgear.com
care@freewellgear.com



V2 HYBRID VND/CPL 3-7 STOP MANUAL

INTRODUCTION

Congratulations on your purchase of the Hybrid VND3-7/CPL filter! This innovative filter combines the benefits of a Variable Neutral Density (VND) filter and a Circular Polarizer (CPL) filter, giving you enhanced control and versatility in your shooting. This manual will provide you with detailed instructions on the features, functions, and proper usage of the Hybrid VND3-7/CPL filter, enabling you to maximize its capabilities.

Introduction to the Hybrid VND3-7/CPL Filter:

The Hybrid VND3-7/CPL filter is a unique combination filter that integrates a Variable Neutral Density filter and a Circular Polarizer filter into a single unit. The Variable Neutral Density feature allows you to adjust the amount of light reduction by rotating the filter, providing a variable range of 3 to 7 stops. The Circular Polarizer feature helps reduce glare, enhance color saturation, and improve overall image quality by reducing reflections and increasing contrast.

IN THE BOX



Lens Cap



3-7 VND/CPL



Carry Case



Base Ring

FUTUREPROOF

The V2 is designed to be compatible with lenses that have a filter diameter of up to 82mm. Additionally, we understand that your lens collection may expand over time, so we offer the option to purchase adaptors in various sizes. Currently available adaptors include 52mm, 55mm, 58mm, 62mm, 67mm, 72mm, 77mm, and 82mm. As you add more lenses to your kit, you can easily acquire the appropriate adaptor to ensure continued compatibility with the V2. This futureproof design allows you to adapt and utilize the V2 with different lenses, providing versatility and convenience as your photography needs evolve.



INSTALLATION

To install the Hybrid VND3-7/CPL filter, follow these steps:



The number is shown next to Φ is your filter thread size in MM(millimeters).

* Attach the base ring to your lens thread, choosing the appropriate size.



Advanced Magnetic Quick Swap



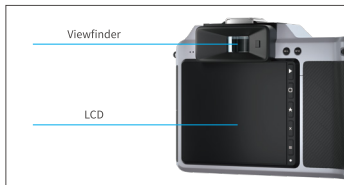
* Align the 3-7 stop filter with the base ring and let it magnetically attach.



USING THE CPL FEATURE

To utilize the Polarizer feature, follow these instructions:

* Look through your camera's viewfinder or use the Live View mode on the LCD screen.



* As you rotate the filter, you will notice changes in the image. Tighten the screw to lock the position before utilizing the VND feature of the filter.

* Rotate the back element of the filter to adjust the polarization. Turn the CPL filter until you achieve the desired effect.

USING THE VND3-7 FEATURE

To utilize the Variable Neutral Density feature, follow these instructions:



* Once you have adjusted the desired polarization effect and tightened the screw, rotate the front element of the filter to adjust the VND from 3 to 7 stops based on your specific needs.

STACKING OPTICAL FILTERS

You can stack one filter at a time magnetically in front of the 3-7 stop filter.



Here are some additional optical filters available for stacking:



Glow Mist 1/4:

This filter adds a subtle and radiant glow to your subjects or scenes, enhancing luminosity and softening the image.



Snow Mist 1/4:

Specifically designed to replicate the magical ambiance of snowfall, this filter creates a fine mist-like pattern resembling falling snowflakes.



Neutral Streak:

This filter produces streaks or flares of neutral-colored light across the image, creating a subtle and understated effect.

(We will be adding more filter options in the future based on customer demand. Feel free to send your requests to care@freewellgear.com.)

Additional Features of Optical Filters:



If you have purchased any optical filters, you can use them individually on the base ring without the VND feature. Simply turn the opposite side of the filter and thread it directly onto the base ring.

LENS CAP FOR 3-7 STOP COMPATIBILITY

Introducing our Magnetic Lens Cap designed specifically for the 3-7 stop range. This lens cap is compatible with 3-7 stop filter. It provides a secure and protective cover for your lens when not in use, ensuring that your valuable equipment remains safe from dust, scratches, and accidental damage.



SAFETY PRECAUTIONS

Before using the Hybrid VND3-7/CPL filter, please keep the following safety precautions in mind:

- * The filters are made of optical glass, so handle them with care to avoid scratches or damage to the surface.
- * Regularly clean the filter using the provided microfiber cloth.
- * Store the filter in a protective case when not in use to prevent dust accumulation and accidental impact.

We hope this manual helps you understand and utilize the Hybrid VND3-7/CPL filter effectively. If you have any further questions or concerns, please don't hesitate to contact us at care@freewellgear.com.

